

## **SERVING THE STATE OF HAWAI'I:**

### **UH System Strategic Outcomes and Performance Measures, 2008–2015**

Linda K Johnsrud

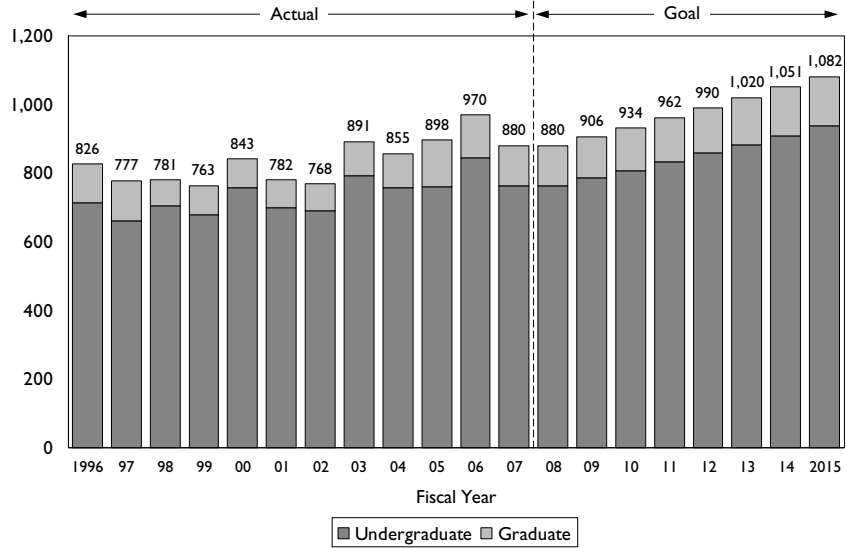
Office of the Vice President for Academic  
Planning & Policy

January 2008

### **Strategic Outcome #1: Native Hawaiian Educational Attainment**

*To position the University of Hawai'i as  
one of the world's foremost  
indigenous-serving universities by  
supporting the access and success of  
Native Hawaiians.*

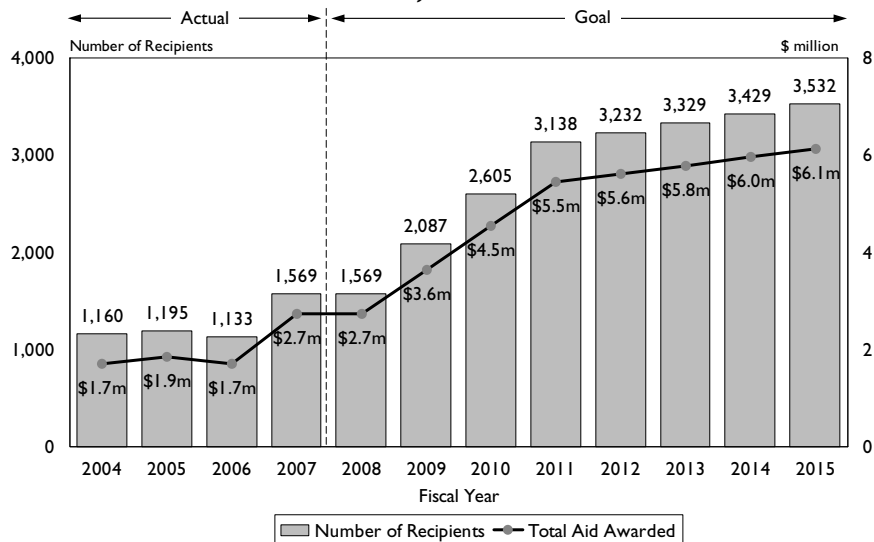
## Degree Attainment of Native Hawaiians at UH GOAL: INCREASE 3% PER YEAR



APP Jan 2008

Source: UH Institutional Research Office

## UH Institutional Aid Awarded to Native Hawaiians GOAL: DOUBLE AID BY 2011, THEN INCREASE 3% PER YEAR



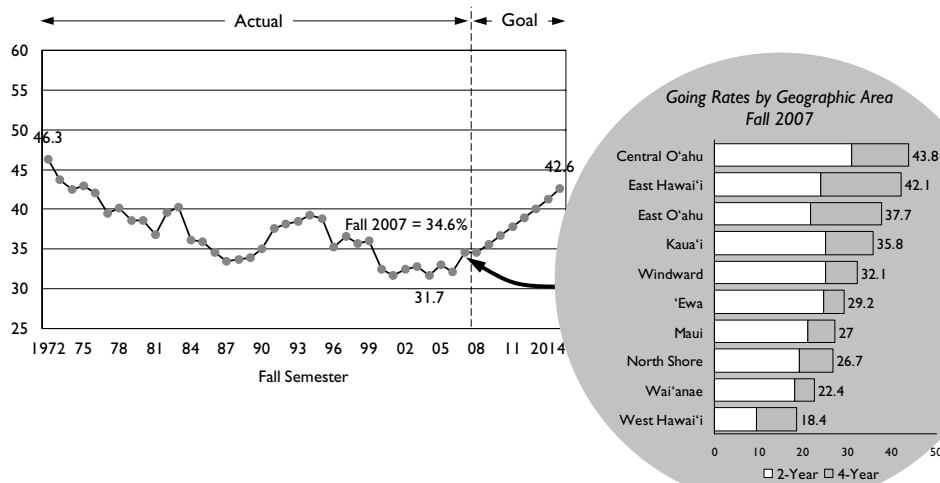
APP Jan 2008

Notes: Includes Native Hawaiian tuition waivers and institutional financial aid. Does not include federal, state, and UH Foundation sources of aid.  
Source: UH Student Affairs

## Strategic Outcome #2: Hawai'i's Educational Capital

*To increase the educational capital of the state by increasing the participation and completion of students, particularly low-income students and those from underserved regions.*

### Going Rates of Public and Private High Schools, UH System GOAL: INCREASE 3% PER YEAR

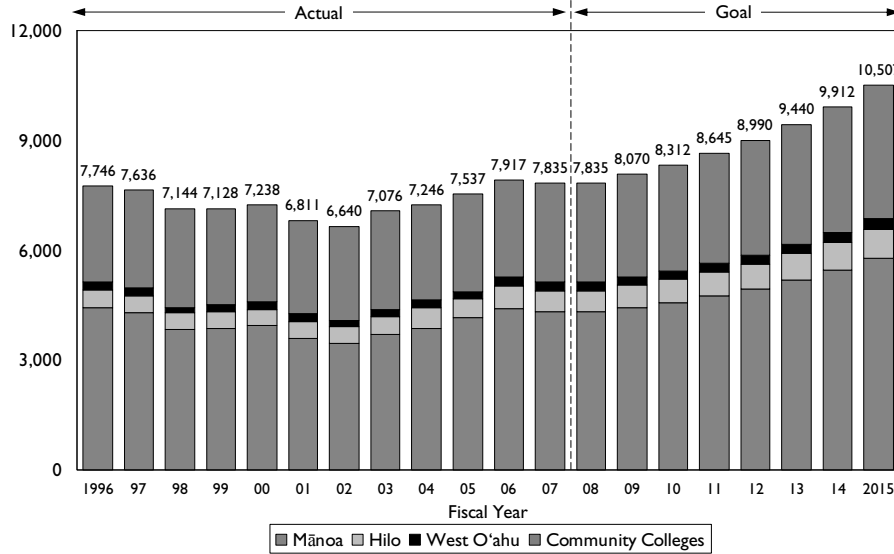


Notes: The going rate is the percentage of Hawai'i high school graduates entering the University of Hawai'i without delay upon graduation from high school.  
Source: UH Institutional Research Office

APP Jan 2008

## UH Degrees & Certificates of Achievement Earned

### GOAL: INCREASE 3–6% PER YEAR



APP Jan 2008

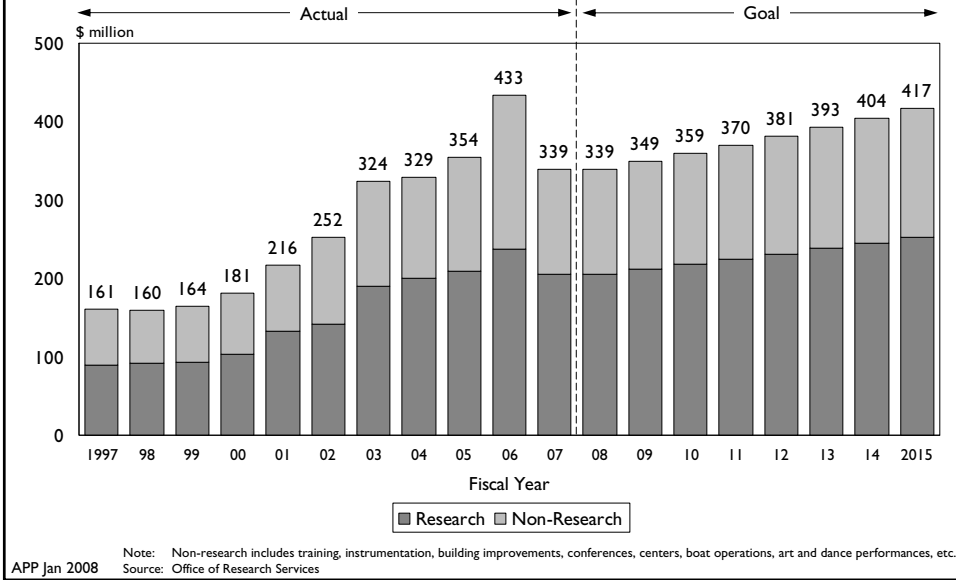
Note: Projections based on percentage increases every two years (FY09–FY10 = 3%; FY11–FY12 = 4%; FY13–FY14 = 5%; FY15 = 6%).  
Source: UH Institutional Research Office

## Strategic Outcome #3: Economic Contribution

*To contribute to the state's economy and provide a solid return on its investment in higher education through research and training.*

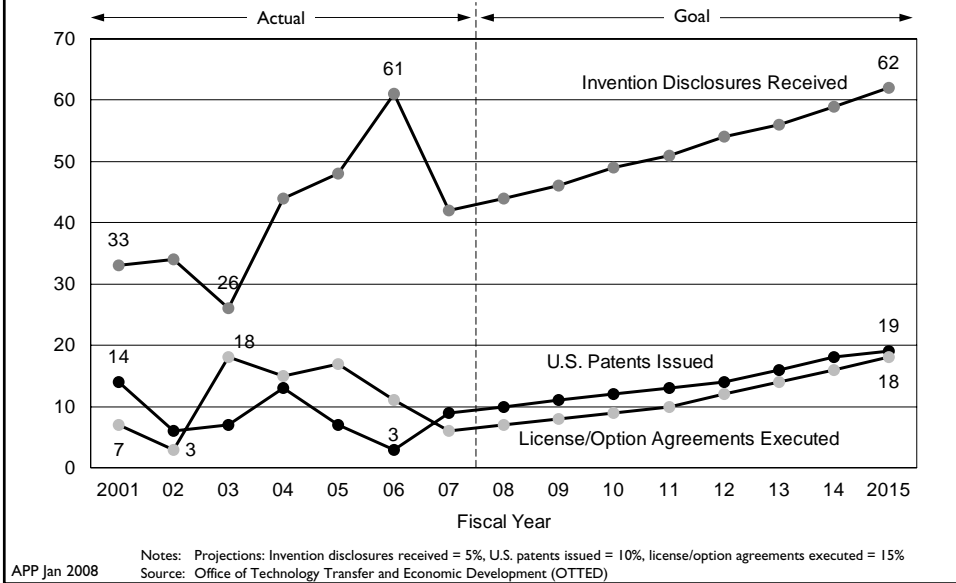
## UH Extramural Fund Support

### GOAL: INCREASE 3% PER YEAR



## UH Patents, Invention Disclosures, and Licenses

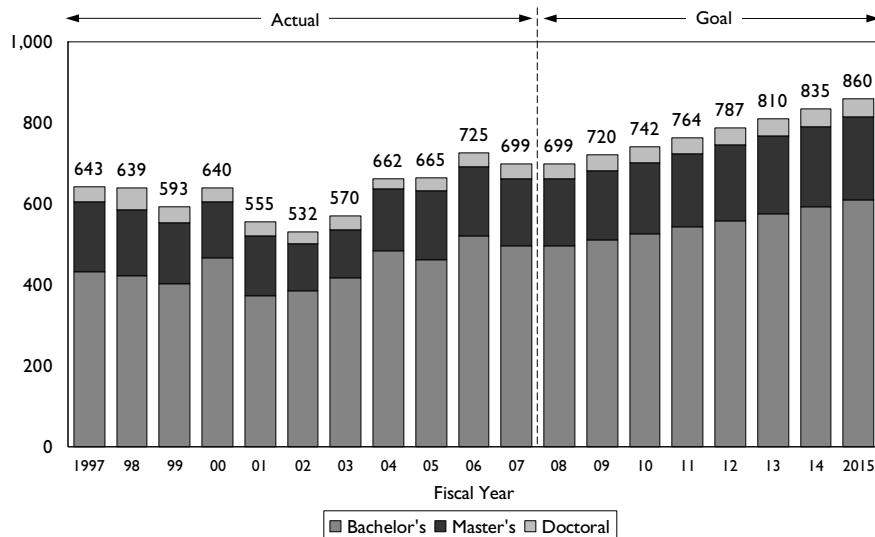
### GOAL: INCREASE 5-15% PER YEAR



## Strategic Outcome #4: Globally Competitive Workforce

*Address critical workforce shortages and prepare students (undergraduate, graduate, and professional) to be leaders in a globally competitive economy.*

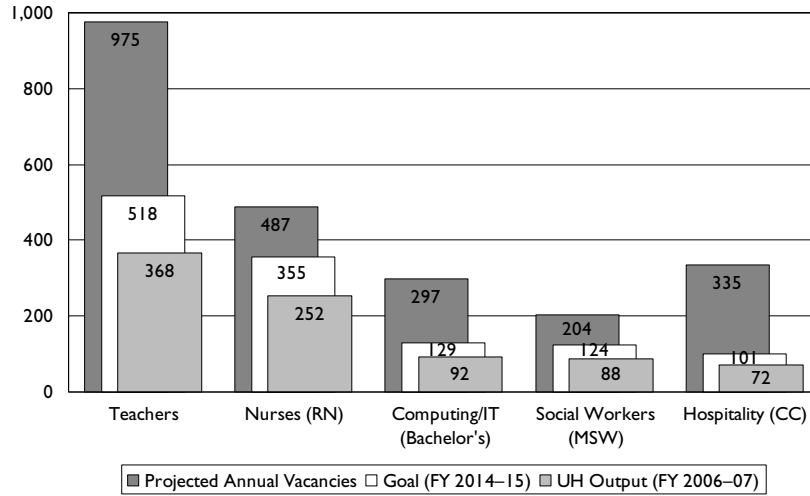
### UH Degrees in STEM Fields GOAL: INCREASE 3% PER YEAR



APP Jan 2008

Notes: Degrees from Mānoa (Natural Sciences, SOEST, and Engineering) and Hilo (Natural Sciences) included.  
Source: UH Institutional Research Office

*Projected Annual Vacancies in Shortage Areas Statewide, 2006–17  
and Total UH Output, 2006–07*  
**GOAL: INCREASE 5% PER YEAR**

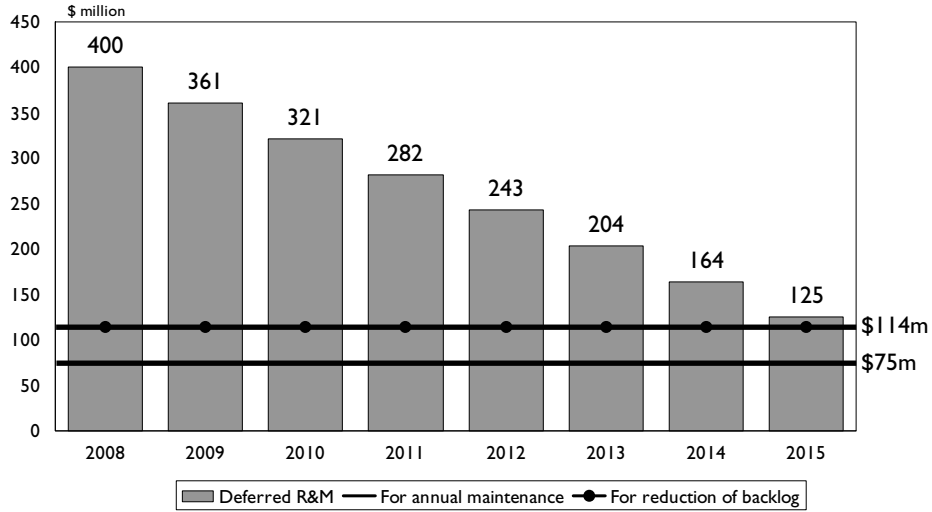


Source: Economic Modeling Specialist Inc (EMSI), April 2007;  
APP Jan 2008 UH Institutional Research Office.

## **Strategic Outcome #5: Resources and Stewardship**

*To acquire, allocate, and manage public and private revenue streams and exercise exemplary stewardship over all of the University's resources for a sustainable future.*

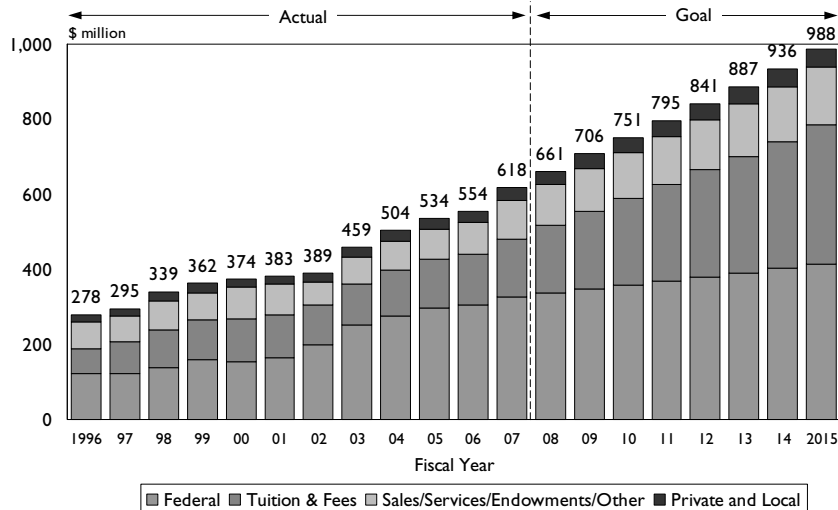
## Annual Investment Needed for UH System Physical Plant GOAL: DECREASE TO \$125 MILLION BY 2015



APP Jan 2008 Source: UH Office of Capital Improvements

## UH Funding Sources

GOAL: INCREASE NON-STATE REVENUE STREAMS  
BETWEEN 3-17% PER YEAR



Notes: FY07 figures are preliminary.

Goals: Federal increase 3% per year; Tuition and Fees 9-17%; Sales/etc. 5%; Private and Local increase to \$50m by 2015.

APP Jan 2008

Source: General Accounting and Loan Collection Office



# Potential Campus Strategies

## I. Native Hawaiian Educational Attainment

- Increase the number of Native Hawaiians in STEM degree programs
- Increase the transfer rates of Native Hawaiians from two-year to four-year institutions
- Increase the college going rate of Native Hawaiians
- Increase the retention and completion rates of Native Hawaiians

APP Jan 2008

# Potential Campus Strategies

## 2. Hawai'i's Educational Capital

- Increase access to educational services/distance learning to underserved populations and regions
- Increase transfer, retention, and graduation rates of undergraduates
- Decrease time to degree for undergraduates
- Increase the number of returning adult learners
- Support affordability of higher education to Hawai'i residents through financial aid
- Increase recruitment of Hawai'i residents

APP Jan 2008

## Potential Campus Strategies

### 3. Economic Contribution

- Increase support for technology transfer development
- Increase salaries of graduate assistants
- Address research needs specific to state and region
- Increase international contract training revenue
- Increase partnerships with business and industry

APP Jan 2008

## Potential Campus Strategies

### 4. Globally Competitive Workforce

- Deliver programs by distance to increase access to needed workforce skills
- Focus recruitment and retention of students in critical workforce shortage areas
- Increase student support in STEM fields
- Increase collaboration with external partners to address critical workforce shortages
- Promote skills needed for global competence

APP Jan 2008

## Potential Campus Strategies

### 5. Resources and Stewardship

- Develop public-private partnerships to address CIP needs
- Reduce the University's utility costs
- Develop private sources in support of the University
- Make repairs and maintenance a top priority in budget planning

APP Jan 2008

## For More Information

Website: [www.hawaii.edu/ovppp/uhplan](http://www.hawaii.edu/ovppp/uhplan)

- Strategic Outcomes and Performance Measures presentation
- Discussion Board

E-mail: [uhplan@hawaii.edu](mailto:uhplan@hawaii.edu)

APP Jan 2008